

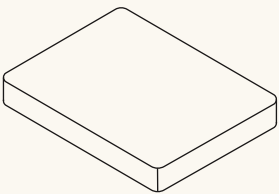


A guide to your Premium Adapt Mattress

(Previously Mattress Plus)

What comes with your Premium Adapt mattress

1x Mattress



1x Opener tool



Before you unbox

In some cases, the mattress can unroll very quickly, so make sure to stand at the end of the mattress at all times. Keep anything you don't want to break—kids, pets, expensive ceramics—three metres away while the mattress is being opened.

We'd love to see your
unboxing video!

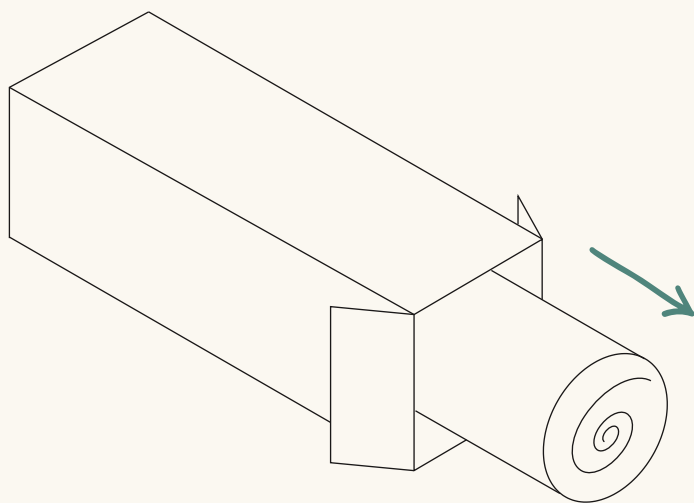
Instagram @eva.home

Facebook @evahomeofficial

1.

Unbox

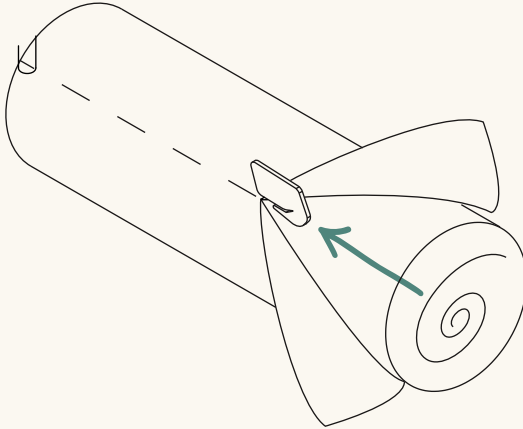
Shimmy the mattress out of the box and position it in the centre of your bed frame.



2.

Unroll

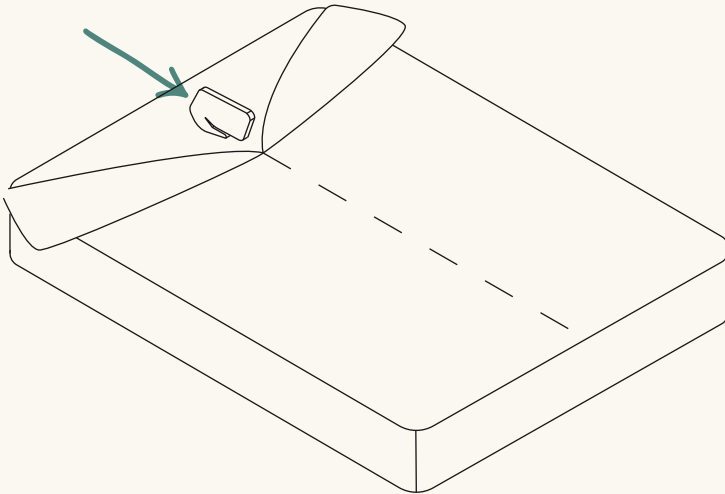
Use the tool provided (knives are not welcome here) to gently cut along the outer layer of plastic. Remove the first layer of plastic and roll out the mattress until it's flat.



3.

Unwrap

Carefully cut along the vacuum seal bag with the tool provided. Make sure your mattress is in the correct position on the bed, as it will start to expand once the vacuum seal is broken.



4.

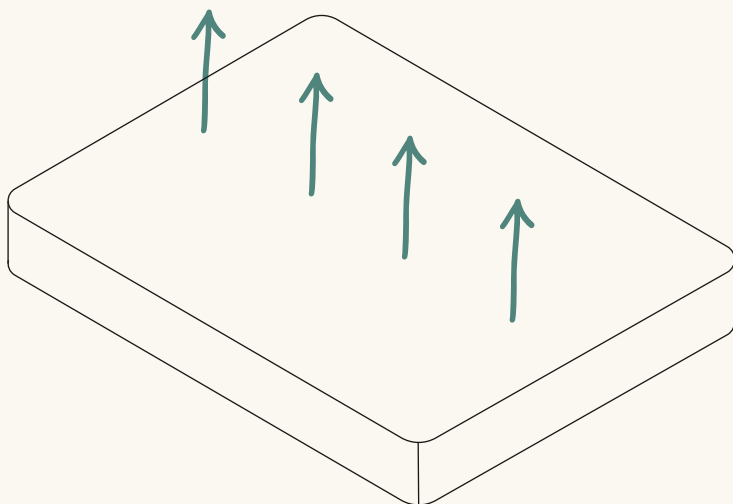
Unwind

Relax for a few hours while your mattress expands and recovers.

You can sleep on your mattress right away, but keep in mind it will take 48 hours to fully expand.

Your mattress comes with 3 different firmness configurations.

If you need to change the firmness level, refer to the guide to [changing your mattress firmness](#) on the website.



Pretty simple living.