A guide to change the firmness of your

Premium Adapt Mattress

(Previously Mattress Plus)

Life is better together.
Please assemble with
two people.

Your mattress comes with 3 firmness levels out of the box.

Soft (default)	Medium	Firm

Customise your mattress by rearranging the two inner foam layers to achieve different firmness levels.

Top Cover

Comfort Foam Layer

Support Foam Layer

Base

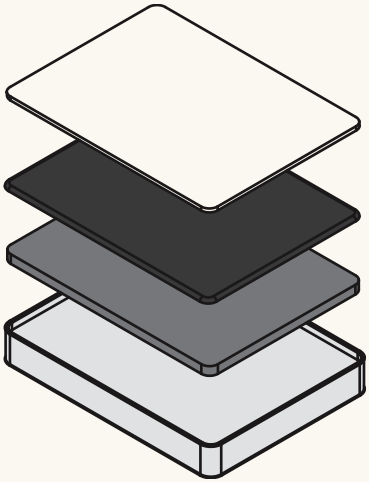

Note: Please refrain from pulling the foam layers out of their mesh covers as they are difficult to put back on.

The Comfort layer can be flipped to have either Side A or Side B facing up.

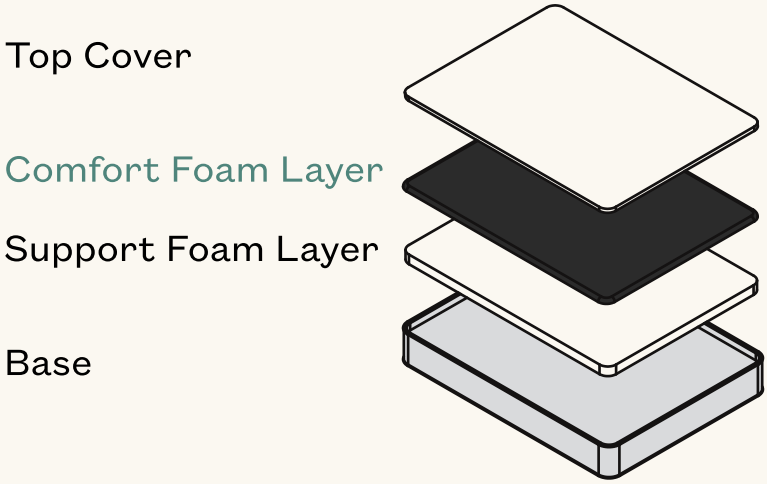

Comfort Layer	Comfort Layer
Side A	Side B

The Support layer has its own inner cover. Both sides are the same.

Top Cover

Comfort Foam Layer

Support Foam Layer

Base

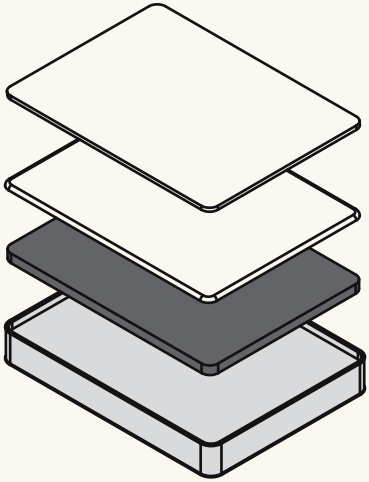

Support Layer

Medium

Note: The Premium Adapt Mattress comes with the Support layer in a medium firmness setting.

Soft (default)

Your mattress will arrive in the following configuration.

Removable Top Cover

Comfort Layer (Side B facing up)

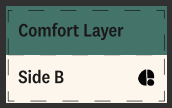

Support Layer

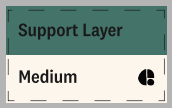

Base

Medium

To configure the medium level, arrange the foam layers as below.

Watch the assembly video here.

Removable Top Cover

Comfort Layer (Side A facing up)

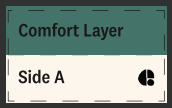

Support Layer

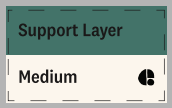

Base

Firm

To configure the firm level, arrange the foam layers as below.

Watch the assembly video here.

Removable Top Cover

Support Layer

Comfort Layer (Side A facing up)

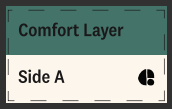

Base