

# A guide to your Kin Dining Table →








Life's better together.  
Please assemble  
with two people.



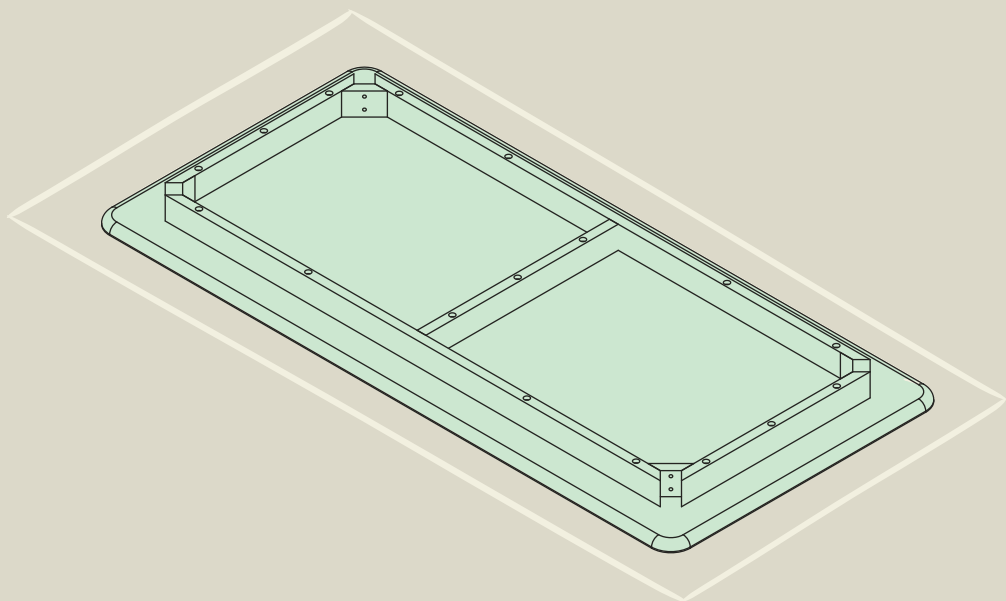
# Kin Dining Table

Total boxes: 1

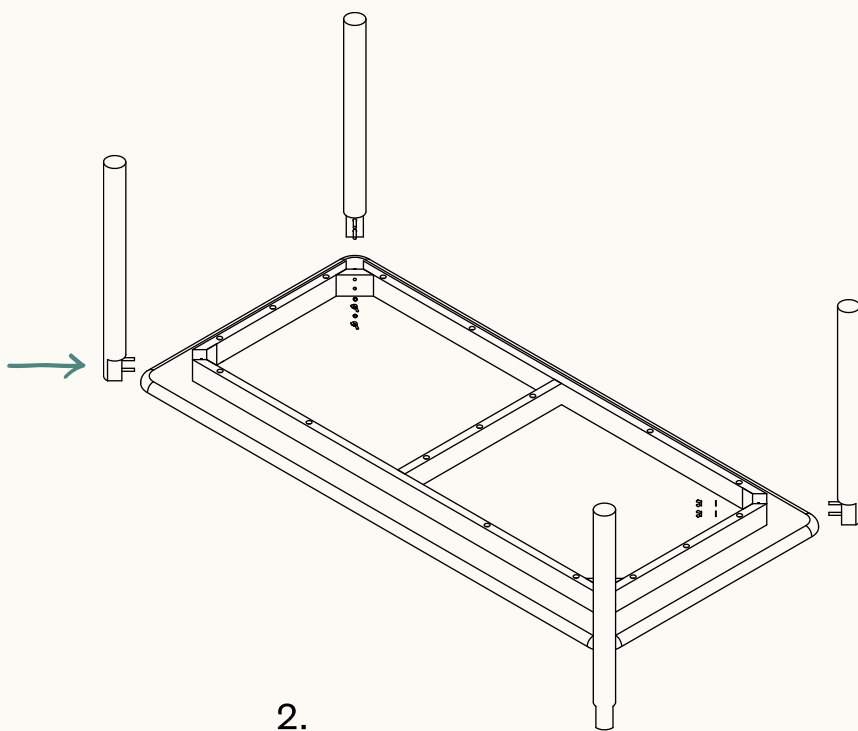
## BOX 1 : Kin Dining Table box

QTY	ITEM	
1	Top	
4	Legs	
8	Metal washers	
8	Locking washers	
8	Wingnuts	

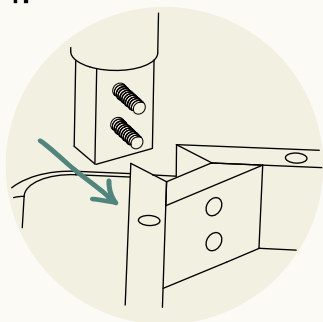
Leave the top in the box.  
The cardboard will help  
you protect the surface of  
the top during the  
assembly.



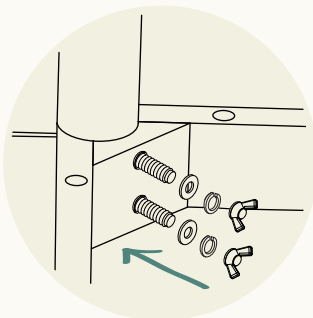
Place legs on each corner and secure them with 2x metal washers, 2x locking washers and 2x wingnuts.



1.



2.



Flip the table upright  
and enjoy!

To flip the table safely,  
we recommend lifting by  
the top rather than the legs.

